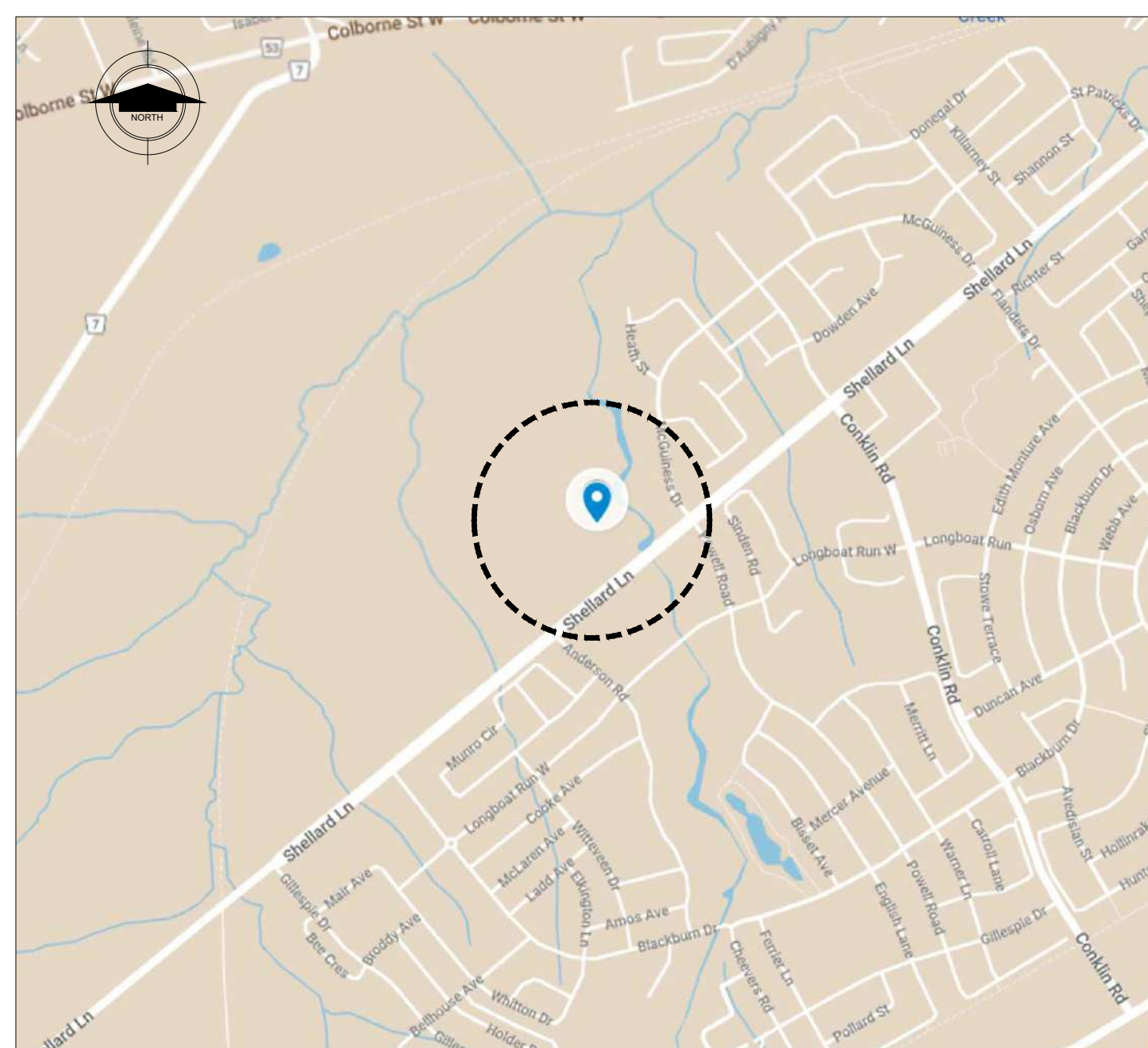


# SOUTHWEST COMMUNITY PARK, CRICKET FIELD HOUSE

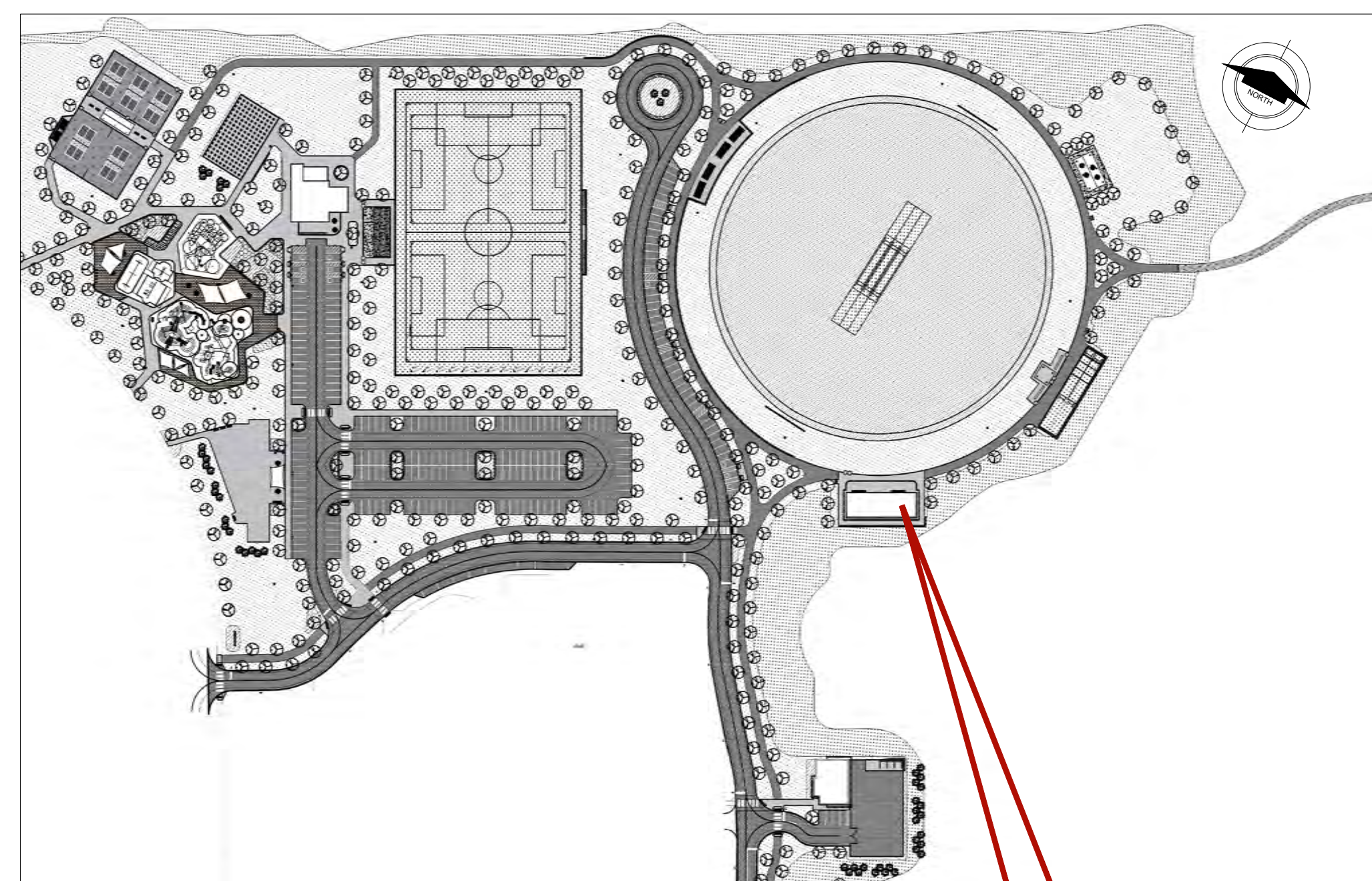
## BRANTFORD, ONTARIO



**01 rendered 3D model**  
SCALE | NTS



**02 location map**  
SCALE | NTS



**03 site plan**  
SCALE | NTS

**PROPOSED BUILDING  
LOCATION**

### GENERAL NOTES

- IN ADDITION TO THESE GENERAL NOTES, THE CONTRACTOR SHALL REVIEW THE DRAWINGS AND SPECIFICATIONS FOR OTHER SPECIFIC INSTRUCTIONS AS THEY MAY AFFECT THE GENERAL CONSTRUCTION OF THIS PROJECT. DISCREPANCIES BETWEEN PORTIONS OF THE CONTRACT DOCUMENTS ARE NOT INTENDED. THE CONTRACTOR IS TO CLARIFY WITH THE ARCHITECT AND OWNER ANY SUCH DISCREPANCIES PRIOR TO COMMENCING WORK.
- ALL CONSTRUCTION SHALL COMPLY WITH APPLICABLE BUILDING CODES AND LOCAL RESTRICTIONS. CONTRACTOR MUST COMPLY WITH CONTRACTORS REGISTRATION REQUIREMENTS OF ALL GOVERNING AUTHORITIES. ALL REQUIRED PERMITS SHALL BE ACQUIRED BEFORE COMMENCING ANY CONSTRUCTION.
- APPROVED PLANS SHALL BE KEPT IN A PLAN BOX AND SHALL NOT BE USED BY WORKMEN. ALL CONSTRUCTION SETS SHALL REFLECT SAME INFORMATION. CONTRACTOR SHALL MAINTAIN ONE COMPLETE SET OF PLANS WITH ALL REVISIONS, ADDENDA, AND CHANGE ORDERS IN GOOD CONDITION ON THE PREMISES AT ALL TIMES.
- THE CONTRACTOR SHALL FIELD VERIFY ALL CONDITIONS AND DIMENSIONS PRIOR TO ANY WORK AND SHALL BE RESPONSIBLE FOR ALL WORK AND MATERIALS INCLUDING THOSE FURNISHED BY SUBCONTRACTORS AND OWNER.
- STATED DIMENSIONS TAKE PRECEDENCE OVER GRAPHICS. DO NOT SCALE DRAWINGS TO DETERMINE LOCATIONS. THE ARCHITECT SHALL BE NOTIFIED PRIOR TO CONTINUING WITH WORK IF ANY DISCREPANCIES OCCUR.
- CONTRACTOR SHALL REFER AND CONFORM TO ALL RECOMMENDATIONS AND FINDINGS AS SET FORTH IN SOILS GEOLOGICAL REPORT. THE OWNER AND/OR ARCHITECT ACCEPTS NO RESPONSIBILITY FOR THE ACCURACY OF THE FINDINGS, OR FOR THE FINAL RECOMMENDATIONS, GRADING, TRENCHING, ETC.
- CONTACT OWNER FOR INSTRUCTIONS PRIOR TO THE CONTINUATION OF WORK SHOULD ANY UNUSUAL CONDITIONS BECOME APPARENT DURING GRADING OR FOUNDATION CONSTRUCTION. EXISTING ELEVATIONS AND LOCATIONS TO BE JOINED SHALL BE VERIFIED BY THE CONTRACTOR PRIOR TO CONSTRUCTION. IF THEY DIFFER FROM THOSE SHOWN ON THE DRAWINGS, THE CONTRACTOR SHALL NOTIFY THE OWNER SO THAT MODIFICATIONS CAN BE MADE BEFORE PROCEEDING WITH THE WORK.
- IT SHALL BE THE RESPONSIBILITY OF THE CONTRACTOR TO LOCATE ALL EXISTING UTILITIES WHETHER SHOWN HEREIN OR NOT AND TO PROTECT THEM FROM DAMAGE. THE CONTRACTOR SHALL BEAR THE EXPENSE OF REPAIR OR REPLACEMENT OF UTILITIES OR OTHER PROPERTY DAMAGED BY OPERATIONS IN CONJUNCTION WITH THE EXECUTION OF THE WORK.
- MEANS, METHODS, SAFETY MEASURES, CONSTRUCTION SITE PROTECTION AND TEMPORARY SERVICES REQUIRED DURING CONSTRUCTION SHALL BE AT THE SOLE EXPENSE AND THE RESPONSIBILITY OF THE CONTRACTOR.
- ANY DETAILS OR NOTES REQUIRING FIELD VERIFICATION BY THE CONTRACTOR ARE TO BE DONE DURING THE BID PROCESS. DISCREPANCIES FOUND AFTER THE GENERAL CONTRACTOR IS SELECTED WILL BE THE RESPONSIBILITY OF THE GENERAL CONTRACTOR AND CORRECTED AT HIS EXPENSE.

### DRAWING INDEX

NO.	TITLE	REVISION
A1.00	COVER SHEET	
A1.01	TABLES AND SYMBOLS	
A2.00	CONSTRUCTION PLAN	
A2.01	CONSTRUCTION PLAN AT WINDOW LEVEL	
A3.00	REFLECTED CEILING PLAN	
A3.01	ROOF PLAN	
A4.00	EXTERIOR ELEVATIONS 1	
A4.01	EXTERIOR ELEVATIONS 2	
A5.00	BUILDING SECTIONS	
A5.01	WALL SECTIONS & CONSTRUCTION DETAILS	
A5.02	CONSTRUCTION DETAILS	
A6.00	UNIVERSAL WASHROOM DETAILS	
A6.01	BARRIER FREE STANDARD DETAILS	
A6.02	CHANGE ROOM 2 DETAILS 1	
A6.03	CHANGE ROOM 2 DETAILS 2	
A7.00	SCHEDULES & DETAILS	
SP1	SPECIFICATIONS 1	
SP2	SPECIFICATIONS 2	

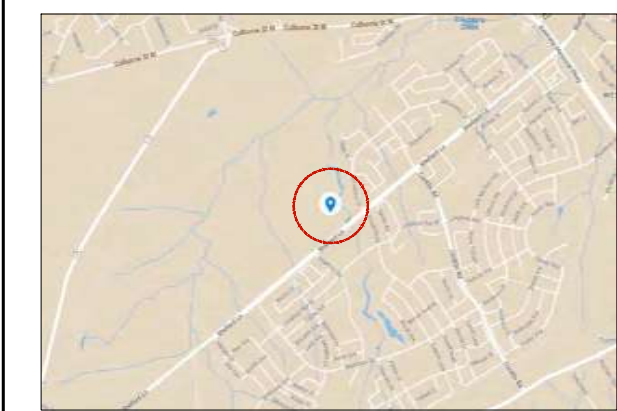
### SYMBOLS

<b>EXTERIOR/ INTERIOR ELEVATION REFERENCE</b>	ELEVATION NUMBER SHEET NUMBER	<b>WINDOW SCHEDULE REFERENCE</b>	WINDOW NUMBER INDICATES WINDOW
<b>DETAIL REFERENCE</b>	DETAIL NUMBER SHEET NUMBER	<b>DOOR SCHEDULE REFERENCE</b>	DOOR NUMBER
<b>BUILDING SECTION REFERENCE</b>	SECTION NUMBER SHEET NUMBER	<b>WALL TYPE REFERENCE</b>	WALL TYPE NUMBER INDICATES WALL
<b>WALL SECTION REFERENCE</b>	SECTION NUMBER SHEET NUMBER	<b>SPACE DESIGNATION</b>	ROOM SPACE NAME SPACE NUMBER
<b>REVISION SYMBOL</b>	REVISION NUMBER	<b>CODED NOTE REFERENCE</b>	CODED NOTE NUMBER SUPPLEMENTARY NOTE
<b>ELEVATION HEIGHT REFERENCE</b>	HEIGHT ITEM REFERENCE	<b>CODED NOTE REFERENCE</b>	FINISHING TYPE NUMBER FINISHING TYPE NOTE

### MATERIAL INDICATIONS

	EARTH
	GRANULAR FILL
	CONCRETE
	BRICK
	CONCRETE MASONRY
	STONE
	WOOD, FINISH GRAIN
	STEEL OR METAL
	WOOD, END GRAIN (NON-STRUCTURAL)
	WOOD FRAMING, CONTINUOUS MEMBER
	WOOD BLOCKING, INTERRUPTED MEMBER
	PLYWOOD, EDGE
	ACOUSTIC TILE
	GYPNUM BOARD
	BATT INSULATION
	RIGID INSULATION / E.F.S.
	SHEAR WALL

NOTE: MATERIALS SHOWN ARE FOR WALL SECTIONS AND/OR LARGE SCALE DETAILS ONLY. MATERIAL PATTERNS FOR SMALL SCALE PLANS AND/OR ELEVATIONS MAY VARY. REFER TO INDIVIDUAL LEGENDS AND/OR SCHEDULES FOR VARIATIONS.



KEY MAP  
N.T.S.

**PYLONS**  
architecture inc.  
Architecture • Interior Design • Project Management  
T 226-437-1375 E info@pylons.ca W www.pylons.ca  
A 20 Rivermeade Road, Unit# 101, Concord, Ontario, Canada

no.	revision	date	by
R8	Issued for Construction	Aug 27/24	RN
R7	Issued for Advertisement #5	Aug 01/24	RN
R6	Revised for Permit	Jul 24/24	RN
R5	Revised for SPA	May 03/24	RN
R4	Issued for Tender	Jan 19/24	RN
R3	Issued for Permit	Dec 20/23	RN
R2	100% Tender Set for Review	Dec 15/23	RN
R1	Revised for SPA	Oct 31/23	RN
R0	100% Tender Set for Review	Oct 17/23	RN
R0	Issued for SPA	Sep 25/23	RN

THESE DRAWINGS ARE THE PROPERTY OF LANDSCAPE PLANNING LIMITED AND SHALL NOT BE ALTERED, MODIFIED, REPRODUCED OR CHANGED WITHOUT THE WRITTEN CONSENT OF LANDSCAPE PLANNING LIMITED. SEAL IS NOT VALID WITHOUT SIGNATURE OF THE LANDSCAPE ARCHITECT. DRAWINGS CANNOT BE USED FOR TENDER/CONSTRUCTION UNTIL SIGNED BY LANDSCAPE ARCHITECT.

reviewed by RN  
drawn by RN  
date SEP 2022  
scale AS SHOWN

drawing title  
**CRICKET FIELD HOUSE  
COVER SHEET**

drawing number  
**A1.00**  
client  
**CITY OF BRANTFORD**

project title  
**SOUTHWEST  
COMMUNITY PARK,  
FACILITY BUILDINGS**  
346 SHELLARD LN, BRANTFORD, ON  
project number  
**2023-047**

### ABBREVIATIONS

ABV	ABOVE	DTL	DETAIL	GB	GYPSUM WALL BOARD	OFF	OFFICE	SCH	SCHEDULE
AFF	ABOVE FINISHED FLOOR	DIA	DIAMETER	GL	GLASS	O.C.	ON CENTER(S)	SECT	SECTION
AL	ALUMINUM	DN	DOWN	GVS	GALVANIZED STEEL	OPNG	OPENING	SHT	SHEET
A/C	AIR CONDITIONING	DWR	DRAWER	HDW	HARDWARE	OPH	OPPOSITE HAND	SIM	SIMILAR
ARCH	ARCHITECT(U)RAL	DWG	DRAWING	HM	HOLLOW METAL	OD	OUTSIDE DIMENSION	SC	SOLID CORE
@	AT	EA	EACH	HMN	HOLLOW METAL INSULATED	PT	PAINT(ED)	SLS	SOLID SURFACE
BCT	BABY CHANGE TABLE	ECB	EMERGENCY CALL BUTTON	HVAC	HEATING/VENTILATION AIR CONDITIONING	PLAM	PLASTIC LAMINATE	SS	SPECIFICATION
BLK	BLOCK(ING)	EGB	EDGE BAND	IN (")	INCH	PLY	PLYWOOD	SS	STAINLESS STEEL
BOT	BOTTOM	ELEV	ELEVATION	INT	INTERIOR	PM	PROJECT MANAGER	STO	STORAGE
BLDG	BUILDING	EQ	EQUAL	INT	INSIDE DIMENSION	POL	POLISHED PORCELAIN	STR	STRUCTURAL
CH	COAT HOOK	EQPT	EQUIPMENT	INT	INTERIOR	POR	PROJECT PRESSURE TREATED	SUSP	SUSPENDED
CLG	CEILING	EX	EXISTING	IN (")	INCH	P TR	PROJECT PRESSURE TREATED	TEL	TELEPHONE
CIRC	CIRCUIT	EXP	EXPOSED	INT	INTERIOR	REFR	REFERENCE / REFRIGERATOR	TRHU	TYPICAL THRU
CL	CLEAR	EXT	EXTERIOR	MECH	MECHANICAL	REFR	REFERENCE / REFRIGERATOR	UNO	UNLESS NOTED OTHERWISE
COL	COLUMN	EG	EXTERIOR GRADE	MISC	MISCELLANEOUS	REMO	REMOVE(D)ABLE	VCT	VINYL COMPOSITION TILE
CONC	CONCRETE	FT (')	FEET, FOOT	MM	MILLIMETERS	REQD	REQUIRED	W/	WITH
CONST	CONSTRUCTION	FL	FLOOR(ING)	MULL	MULLION	RELS	RESILIENT REVISION(S)	W/O	WITHOUT
CONT	CONTINUOUS (OR) CONTINUE	FD	FLOOR DRAIN	N/A	NOT APPLICABLE	RM	ROUGH ROOM	WD	WOOD
CT	CURRENT	FLUR	FLOOR FINISH	NTS	NOT TO SCALE	RO	ROUGH OPENING		
CTR	TRANSFORMER COUNTER	F.R.R.	FIRE RESISTANCE RATING			RND	ROUND		

### PROJECT CONTACT LIST

<b>OWNER</b> CITY OF BRANTFORD 58 DALHOUSIE STREET BRANTFORD, ON N3T 2J2	<b>LANDSCAPE ARCHITECT</b> LANDSCAPE PLANNING LTD 95 MURAL STREET, SUITE 207 RICHMOND HILL, ON L4B 3G2 PAUL GARDNER 905-669-6838	<b>ARCHITECT</b> PYLONS ARCHITECTURE INC 20 RIVERMEDE ROAD, UNIT# 101 CONCORD, ON L4K 3N3 ANTHONY PETRUCCI 289-637-1375 EXT: 100	<b>STRUCTURAL ENGINEER</b> PINPOINT ENGINEERING B5-8841 GEORGE BOLTON PARKWAY BOLTON, ON L7E 2X8 ANTHONY PETRUCCI 647-639-0089	<b>MECHANICAL ENGINEER</b> TIGRIS ENGINEERING INC 6751 PROFESSIONAL CRT., UNIT# 203 MISSISSAUGA, ON L4V 1Y3 SALEH AL-SAMARRAI 905-462-7524
<b>ELECTRICAL ENGINEER</b> TIGRIS ENGINEERING INC 6751 PROFESSIONAL CRT., UNIT# 203 MISSISSAUGA, ON L4V 1Y3 SALEH AL-SAMARRAI 905-462-7524				

landscape planning  
LANDSCAPE ARCHITECTS  
Suite 207, 95 Mural Street, Richmond Hill, Ontario L4B 3G2,  
Tel. 905.669.6838, www.landscapeplan.ca

**CONSTRUCTION PLAN GENERAL NOTES**

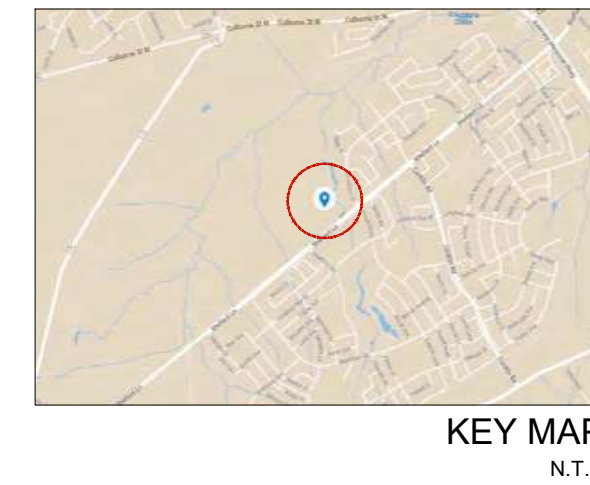
- ALL PENETRATIONS THROUGH FIRE WALLS, EITHER STRUCTURAL, MECHANICAL OR ELECTRICAL, ARE TO BE PACKED WITH MINERAL FIBER INSULATION AND CAULKED TO MAINTAIN SEPARATION INTEGRITY.
- DIMENSIONS ARE FROM FINISH FACE OF WALLS, REFER TO FOUNDATION PLAN FOR FACE OF CONCRETE DIMENSIONS.
- PROVIDE BULLNOSE CONCRETE BLOCK AT ALL CORNERS AND EXPOSED BLOCK EDGES, FIRST COURSE AND TOP COURSE TO BE A STANDARD BLOCK WITH SQUARE EDGE TO ACCEPT WALL BASE AND CEILING TILE (TYPICAL).
- PROVIDE BRACING AT THE TOP OF EACH NEW CONCRETE BLOCK WALL TO STRUCTURE ABOVE.
- REFER TO STRUCTURAL DRAWINGS FOR ALL STRUCTURAL COMPONENTS.
- REFER TO ELECTRICAL/MECHANICAL DRAWINGS FOR ALL ELECTRICAL/MECHANICAL COMPONENTS.
- STRUCTURAL, MECHANICAL AND ELECTRICAL ENGINEERS' DRAWINGS TO SUPERSEDE STRUCTURAL, MECHANICAL AND ELECTRICAL INFORMATION SHOWN IN THIS DRAWING. CONTRACTOR TO REPORT ANY CONFLICTED INFORMATION TO ARCHITECT AS SOON AS POSSIBLE.

**CONSTRUCTION PLAN LEGEND**


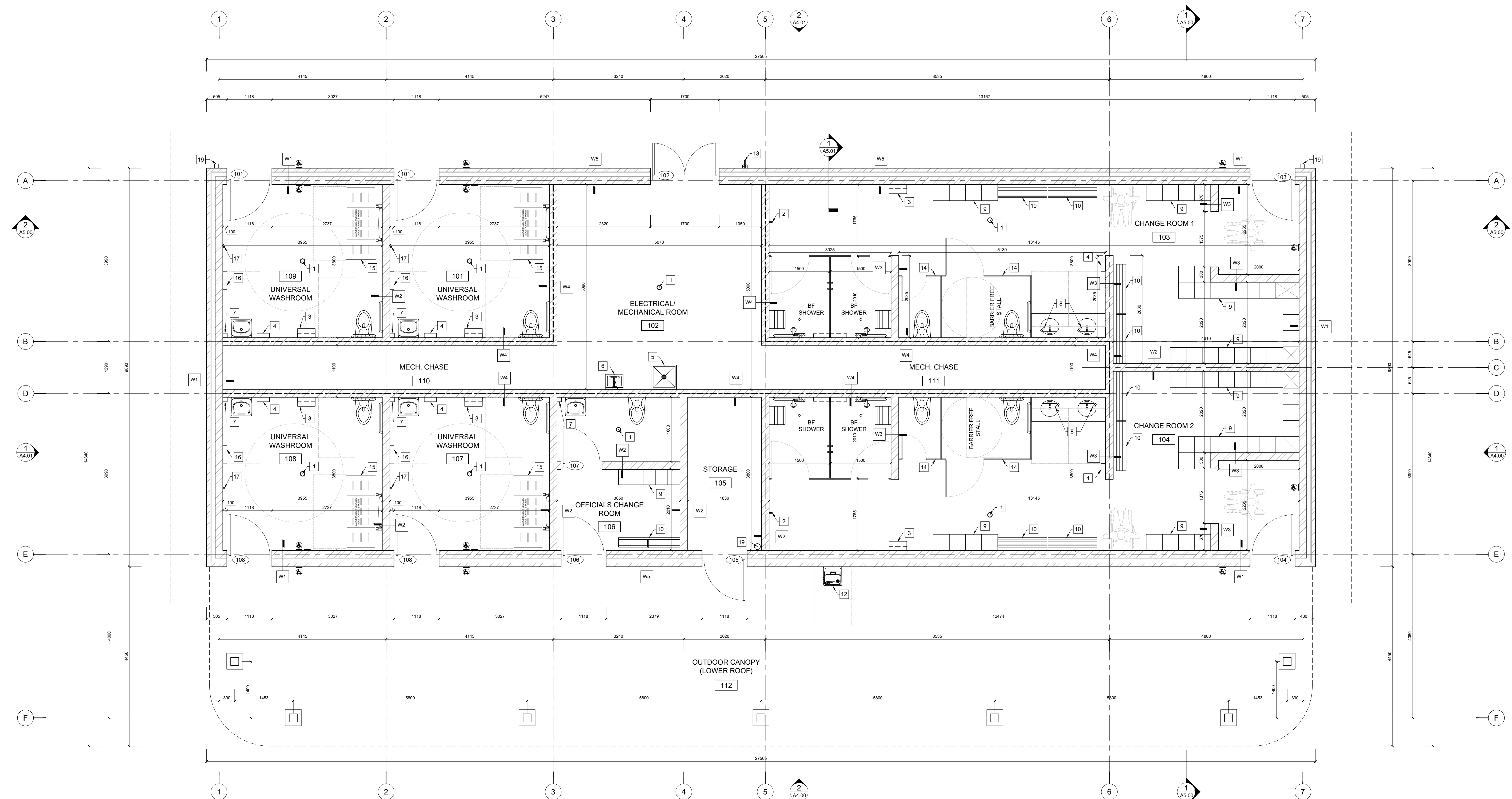
SYM	DISCRPTION
<b>ROOM</b>	ROOM NAME ROOM NUMBER
	BUILDING SECTION NUMBER SHEET NUMBER
	WALL SECTION NUMBER SHEET NUMBER
	ELEVATION NUMBER SHEET NUMBER
	DOOR NUMBER
	BARRIER FREE PUSH BUTTON
	WALL TYPE NUMBER
	WINDOW NUMBER
	CODED NOTE
	1 HOUR FIRE RESISTANCE RATING

**CONSTRUCTION PLAN NOTES**

- |   |  |   |
|---|--|---|
| 1 FLOOR DRAIN. REFER TO PLUMBING DRAWINGS FOR DETAILS.                  | 11 GATH-BASIN-REFER TO PLUMBING DRAWINGS FOR DETAILS.                              | 21 ROOF-HATCH-REFER TO CONSTRUCTION DETAILS.                              |
| 2 HOSE BIB IN VANDAL PROOF BOX. REFER TO PLUMBING DRAWINGS FOR DETAILS. | 12 WATER FOUNTAIN & BOTTLE FILING STATION. REFER TO PLUMBING DRAWINGS FOR DETAILS. | 22 WALL MOUNTED FIXED LADDER FOR ROOF WAGGERS-REFER TO SPECS FOR DETAILS. |
| 3 WALL MOUNTED GARBAGE RECEPTACLE. REFER TO SPECS FOR DETAILS.          | 13 EXTERIOR VANDAL PROOF HOSE BIB. REFER TO PLUMBING DRAWINGS FOR DETAILS.         |   |
| 4 ELECTRICAL HAND DRYER. REFER TO SPECS FOR DETAILS.                    | 14 FLOOR MOUNTED, PRE-FINISHED TOILET PARTITIONS. REFER TO SPECS FOR DETAILS.      |   |
| 5 MOP SINK WITH DRAIN. REFER TO PLUMBING DRAWINGS FOR DETAILS.          | 15 ADULT CHANGE TABLE. REFER TO SPECS FOR DETAILS.                                 |   |
| 6 EYE WASH STATION. REFER TO PLUMBING DRAWINGS FOR DETAILS.             | 16 STAINLESS STEEL SHELF. REFER TO SPECS FOR DETAILS.                              |   |
| 7 WALL MOUNTED SOAP DISPENSER. REFER TO SPECS FOR DETAILS.              | 17 RETRACTABLE COAT HOOK. REFER TO SPECS FOR DETAILS.                              |   |
| 8 COUNTER MOUNTED SOAP DISPENSER. REFER TO SPECS FOR DETAILS.           | 18 NEAR-TRENCH DRAIN-REFER TO MECHANICAL DRAWING FOR DETAILS.                      |   |
| 9 DOUBLE TIER LOCKERS. REFER TO SPECS FOR DETAILS.                      | 19 ROOF DRAIN. REFER TO PLUMBING DRAWINGS AND SPECS FOR DETAILS.                   |   |
| 10 FIXED BENCH. REFER TO SPECS FOR DETAILS.                             | 20 ALUMINUM WOOD PARTITION-REFER TO SCHEDULE FOR DETAILS.                          |   |



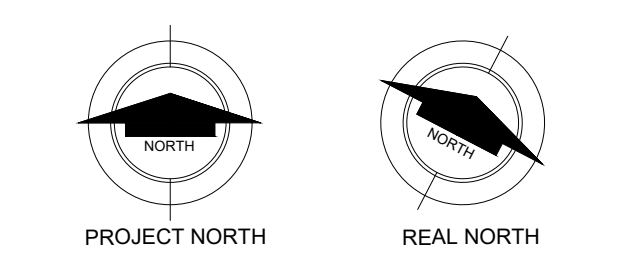
KEY MAP  
N.T.S.



no.	revision	date	by
R8	Issued for Construction	Aug 27/24	RN
R7	Issued for Advertisement #5	Aug 01/24	RN
R6	Revised for Permit	Jul 24/24	RN
R5	Revised for SPA	May 03/24	RN
R4	Issued for Tender	Jan 19/24	RN
R3	100's Tender Set for Review	Dec 20/23	RN
R2	Revised for SPA	Oct 31/23	RN
R1	100's Tender Set for Review	Oct 17/23	RN
R0	Issued for SPA	Sep 26/23	RN

THESE DRAWINGS ARE THE PROPERTY OF LANDSCAPE PLANNING LIMITED AND SHALL NOT BE ALTERED, MODIFIED, REPRODUCED OR CHANGED WITHOUT THE WRITTEN CONSENT OF LANDSCAPE PLANNING LIMITED. SEAL IS NOT VALID WITHOUT SIGNATURE OF THE LANDSCAPE ARCHITECT. DRAWINGS CANNOT BE USED FOR TENDER/CONSTRUCTION UNTIL SIGNED BY LANDSCAPE ARCHITECT.

reviewed by: RN  
date: SEP 2022  
scale: AS SHOWN



drawing title:  
**CRICKET FIELD HOUSE  
CONSTRUCTION PLAN**

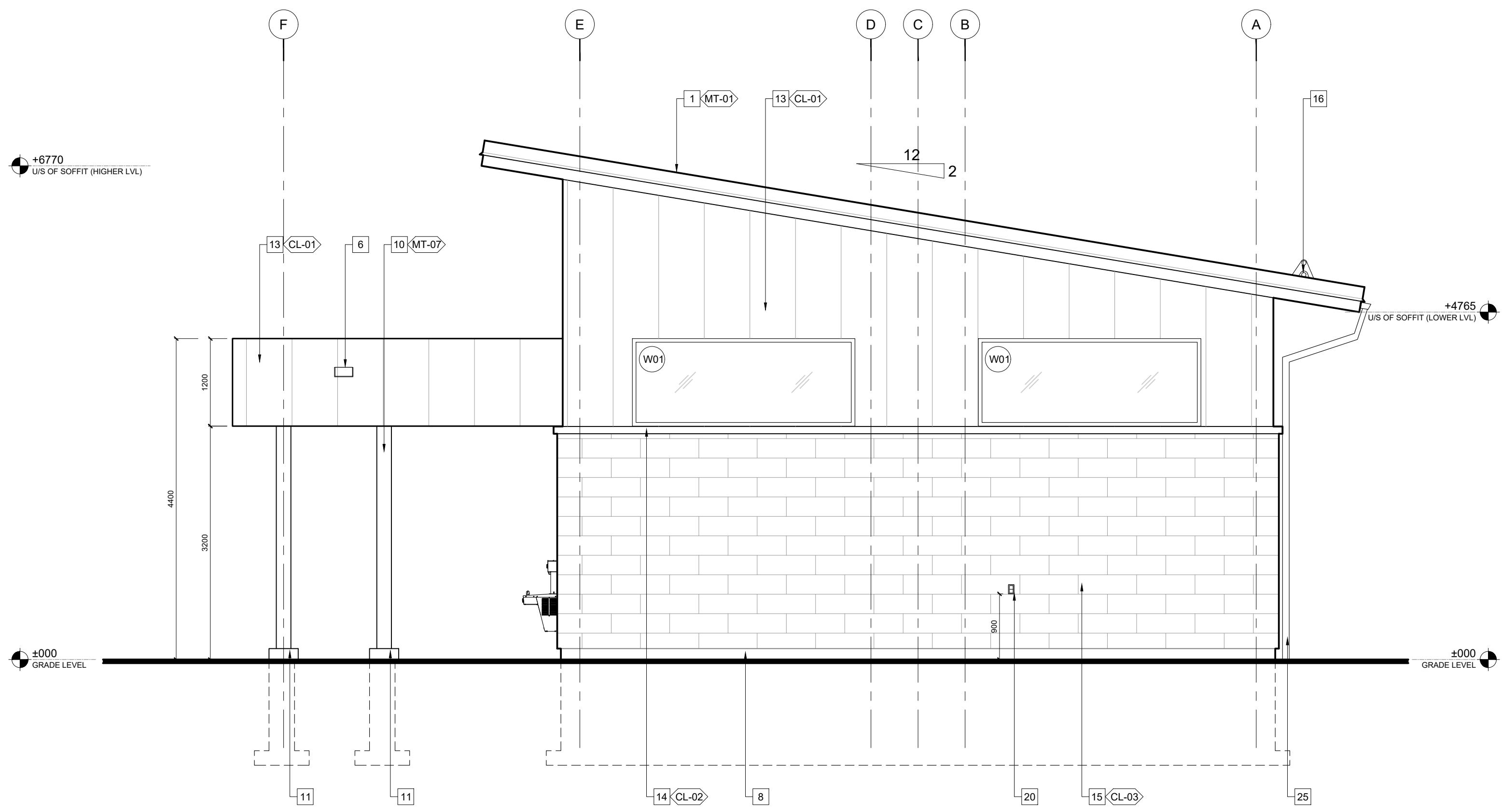
drawing number:  
**A2.00**  
client:  
**CITY OF BRANTFORD**

project title:  
**SOUTHWEST  
COMMUNITY PARK,  
FACILITY BUILDINGS**  
346 SHELLARD LN, BRANTFORD, ON  
project number:  
**2023-047**

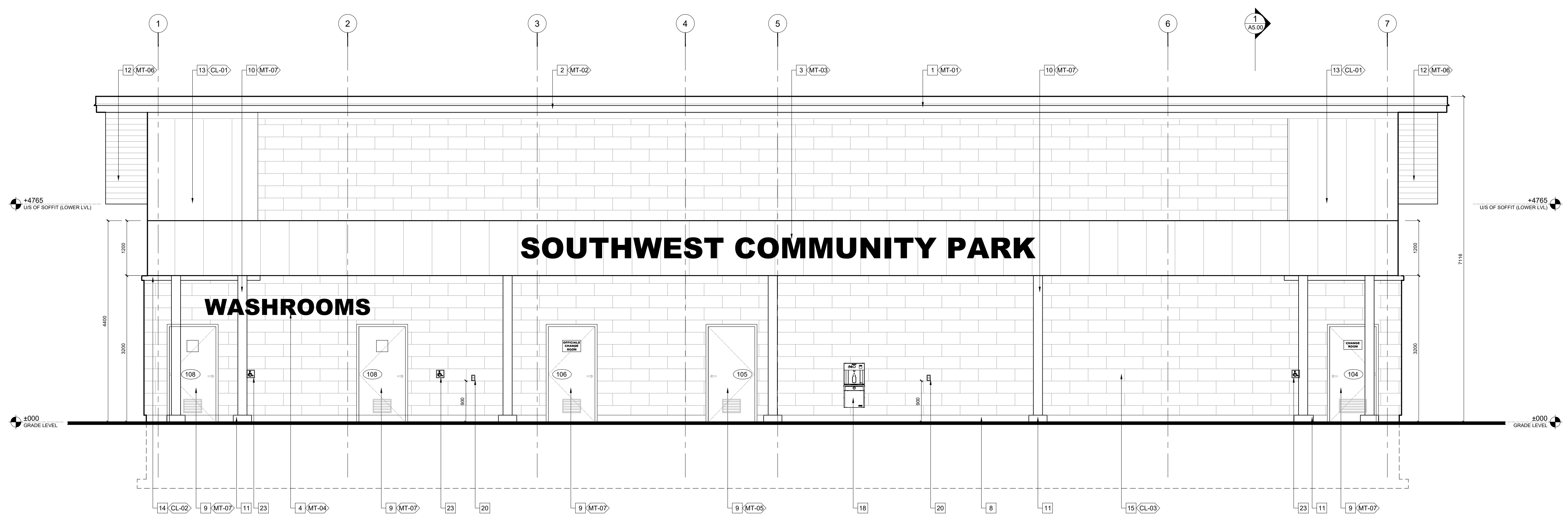


EXTERIOR ELEVATIONS/BUILDING SECTIONS NOTES

- 1 STANDING SEAM METAL ROOF. REFER TO FINISHING SCHEDULE & SPECS FOR DETAILS.
- 2 PRE-FINISHED ALUMINUM FASCIA. REFER TO FINISHING SCHEDULE FOR DETAILS.
- 3 STAINLESS STEEL LETTER SIGN, FONT IS ARIAL BLACK, LETTERS ARE 50 THICK AND 450 HIGH. REFER TO FINISHING SCHEDULE FOR DETAILS.
- 4 STAINLESS STEEL LETTER SIGN, FONT IS ARIAL BLACK, LETTERS ARE 50 THICK AND 350 HIGH. REFER TO FINISHING SCHEDULE FOR DETAILS.
- 5 STAINLESS STEEL LETTER SIGN, FONT IS ARIAL BLACK, LETTERS ARE 50 THICK AND 350 HIGH. REFER TO FINISHING SCHEDULE FOR DETAILS.
- 6 SECONDARY EMERGENCY ROOF SCUPPER TO C.R.C.A. STANDARDS.
- 7 CONCRETE MAGNIFY UNITS WITH ANTI-GRAFFITI COATING. REFER TO FINISHING SCHEDULE FOR DETAILS.
- 8 150 HIGH CONCRETE CURB. REFER TO STRUCTURE DRAWINGS & SPECS FOR DETAILS.
- 9 PAINTED METAL DOOR. REFER TO DOOR & FINISH SCHEDULE FOR DETAILS.
- 10 152 X 152 METAL POST. REFER TO STRUCTURAL DRAWINGS FOR DETAILS.
- 11 400 X 400 X 100 HIGH CONCRETE COLUMN BASE. REFER TO STRUCTURAL DRAWINGS FOR DETAILS.
- 12 PRE-FINISHED METAL SOFFIT PANELS. REFER TO FINISHING SCHEDULE & SPECS FOR DETAILS.
- 13 PRE-FINISHED METAL SIDING. REFER TO FINISH SCHEDULE & SPECS FOR DETAILS.
- 14 MANUFACTURED STONE SILL. REFER TO FINISH SCHEDULE & SPECS FOR DETAILS.
- 15 MANUFACTURED STONE/ BRICK CLADDING. REFER TO FINISH SCHEDULE & SPECS FOR DETAILS.
- 16 SNOW/ ICE GUARD. REFER TO SPECS FOR DETAILS.
- 17 OUTDOOR WALL LUMINAIRE. REFER TO RCP & ELECTRICAL DRAWINGS FOR DETAILS.
- 18 WATER FOUNTAIN/BOTTLE FILLER. REFER TO PLUMBING DRAWINGS FOR DETAILS.
- 19 EXTERIOR VANDAL PROOF HOSE BIB. REFER TO PLUMBING DRAWINGS & SPECS FOR DETAILS.
- 20 EXTERIOR ELECTRICAL OUTLET. REFER TO ELECTRICAL DRAWINGS FOR DETAILS.
- 21 ROLL-UP WINDOW. REFER TO DOOR SCHEDULES AND FINISHING SCHEDULE FOR DETAILS.
- 22 ROLL-UP DOOR. REFER TO DOOR SCHEDULES AND FINISHING SCHEDULE FOR DETAILS.
- 23 POWER PUSH BUTTON FOR AUTOMATIC DOORS. REFER TO SPECS FOR DETAILS.
- 24 WALL MOUNTED EXHAUST FAN. REFER TO MECHANICAL DRAWINGS FOR DETAILS.
- 25 ROOF DRAINAGE SYSTEM. REFER TO SPECS FOR DETAILS.



01 west elevation  
SCALE | 1:50



02 north elevation  
SCALE | 1:50

no.	revision	date	by
R8	Issued for Construction	Aug 27/24	RN
R7	Issued for Adendum #5	Aug 01/24	RN
R7	Revised for Permits	Jul 24/24	RN
R6	Revised for SPA	May 03/24	RN
R5	Issued for Tender	Jan 19/24	RN
R4	Issued for Permit	Dec 20/23	RN
R3	R0's Tender Set for Review	Dec 15/23	RN
R2	Revised for SPA	Oct 31/23	RN
R1	R0's Tender Set for Review	Oct 17/23	RN
R0	Issued for SPA	Sep 26/23	RN

THESE DRAWINGS ARE THE PROPERTY OF LANDSCAPE PLANNING LIMITED AND SHALL NOT BE ALTERED, MODIFIED, REPRODUCED OR CHANGED WITHOUT THE WRITTEN CONSENT OF LANDSCAPE PLANNING LIMITED. SEAL IS NOT VALID WITHOUT SIGNATURE OF THE LANDSCAPE ARCHITECT. DRAWINGS CANNOT BE USED FOR TENDER/CONSTRUCTION UNTIL SIGNED BY LANDSCAPE ARCHITECT.

reviewed by	drawn by
RN	RN
date	SEP 2022
scale	AS SHOWN

drawing title  
**CRICKET FIELD HOUSE  
EXTERIOR ELEVATIONS 1**

drawing number  
**A4.00**

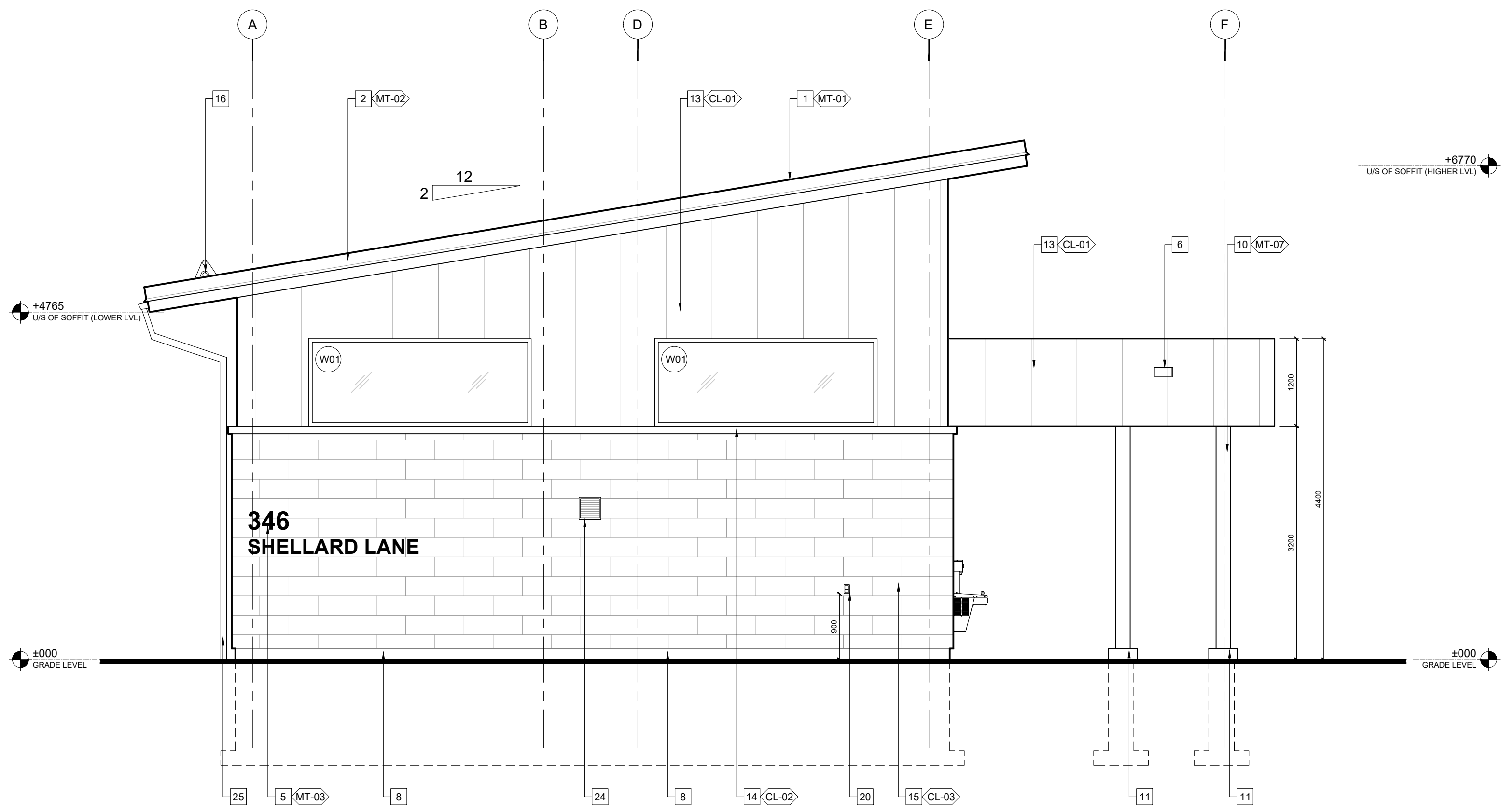
client  
**CITY OF BRANTFORD**

project title  
**SOUTHWEST  
COMMUNITY PARK,  
FACILITY BUILDINGS  
346 SHELLARD LN, BRANTFORD, ON**

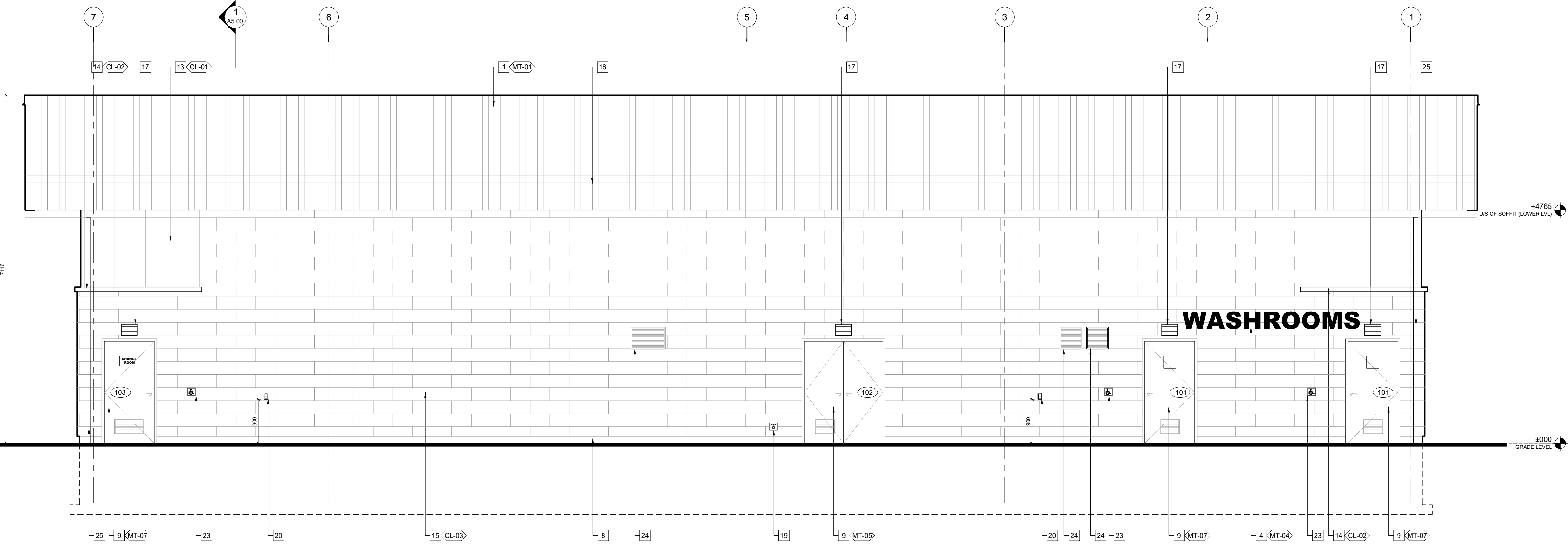
project number  
**2023-047**

EXTERIOR ELEVATIONS/BUILDING SECTIONS NOTES

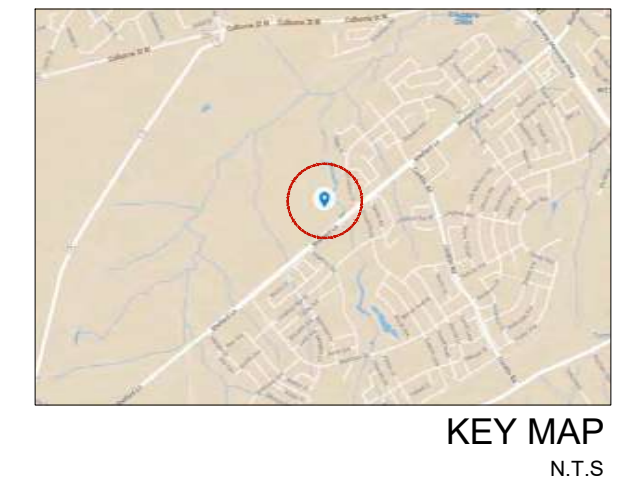
- 1 STANDING SEAM METAL ROOF. REFER TO FINISHING SCHEDULE & SPECS FOR DETAILS.
- 2 PRE-FINISHED ALUMINUM FASCIA. REFER TO FINISHING SCHEDULE FOR DETAILS.
- 3 STAINLESS STEEL LETTER SIGN, FONT IS ARIAL BLACK. LETTERS ARE 60 THICK AND 450 HIGH. REFER TO FINISHING SCHEDULE FOR DETAILS.
- 4 STAINLESS STEEL LETTER SIGN, FONT IS ARIAL BLACK. LETTERS ARE 50 THICK AND 350 HIGH. REFER TO FINISHING SCHEDULE FOR DETAILS.
- 5 STAINLESS STEEL LETTER SIGN, FONT IS ARIAL BLACK. LETTERS ARE 50 THICK AND 250 HIGH. REFER TO FINISHING SCHEDULE FOR DETAILS.
- 6 SECONDARY EMERGENCY ROOF SCUPPER TO C.R.C.A. STANDARDS.
- 7 CONCRETE MAGNIFY UNIT WITH ANTI-GRAFFITI COATING. REFER TO FINISHING SCHEDULE FOR DETAILS.
- 8 150 HIGH CONCRETE CURB. REFER TO STRUCTURE DRAWINGS & SPECS FOR DETAILS.
- 9 PAINTED METAL DOOR. REFER TO DOOR & FINISH SCHEDULE FOR DETAILS.
- 10 152 X 152 METAL POST. REFER TO STRUCTURAL DRAWINGS FOR DETAILS.
- 11 400 X 400 X 100 HIGH CONCRETE COLUMN BASE. REFER TO STRUCTURAL DRAWINGS FOR DETAILS.
- 12 PRE-FINISHED METAL SOFFIT PANELS. REFER TO FINISHING SCHEDULE & SPECS FOR DETAILS.
- 13 PRE-FINISHED METAL SIDING. REFER TO FINISH SCHEDULE & SPECS FOR DETAILS.
- 14 MANUFACTURED STONE SILL. REFER TO FINISH SCHEDULE & SPECS FOR DETAILS.
- 15 MANUFACTURED STONE/ BRICK CLADDING. REFER TO FINISH SCHEDULE & SPECS FOR DETAILS.
- 16 SNOW/ ICE GUARD. REFER TO SPECS FOR DETAILS.
- 17 OUTDOOR WALL LUMINAIRE. REFER TO RCP & ELECTRICAL DRAWINGS FOR DETAILS.
- 18 WATER FOUNTAIN/BOTTLE FILLER. REFER TO PLUMBING DRAWINGS FOR DETAILS.
- 19 EXTERIOR VANDAL PROOF HOSE BIB. REFER TO PLUMBING DRAWINGS & SPECS FOR DETAILS.
- 20 EXTERIOR ELECTRICAL OUTLET. REFER TO ELECTRICAL DRAWINGS FOR DETAILS.
- 21 ROLL-UP WINDOW. REFER TO DOOR SCHEDULES AND FINISHING SCHEDULE FOR DETAILS.
- 22 ROLL-UP DOOR. REFER TO DOOR SCHEDULES AND FINISHING SCHEDULE FOR DETAILS.
- 23 POWER PUSH BUTTON FOR AUTOMATIC DOORS. REFER TO SPECS FOR DETAILS.
- 24 WALL MOUNTED EXHAUST FAN/ LOUVER. REFER TO MECHANICAL DRAWINGS FOR DETAILS.
- 25 ROOF DRAINAGE SYSTEM. REFER TO SPECS FOR DETAILS.



01 east elevation  
SCALE | 1:50



02 south elevation  
SCALE | 1:50



no.	revision	date	by
R8	Issued for Construction	Aug 27/24	RN
R7	Issued for Advertisement #5	Aug 01/24	RN
R7	Revised for Permit	Jul 24/24	RN
R6	Revised for SPA	May 03/24	RN
R5	Issued for Tender	Jan 19/24	RN
R4	Issued for Permit	Dec 20/23	RN
R3	R0's Tender Set for Review	Dec 15/23	RN
R2	Revised for SPA	Oct 31/23	RN
R1	R0's Tender Set for Review	Oct 17/23	RN
R0	Issued for SPA	Sep 26/23	RN

THESE DRAWINGS ARE THE PROPERTY OF LANDSCAPE PLANNING LIMITED AND SHALL NOT BE ALTERED, MODIFIED, REPRODUCED OR CHANGED WITHOUT THE WRITTEN CONSENT OF LANDSCAPE PLANNING LIMITED. SEAL IS NOT VALID WITHOUT SIGNATURE OF THE LANDSCAPE ARCHITECT. DRAWINGS CANNOT BE USED FOR TENDER/CONSTRUCTION UNTIL SIGNED BY LANDSCAPE ARCHITECT.

reviewed by	drawn by
RN	RN
date	SEP 2022
scale	AS SHOWN

drawing title  
CRICKET FIELD HOUSE  
EXTERIOR ELEVATIONS 2

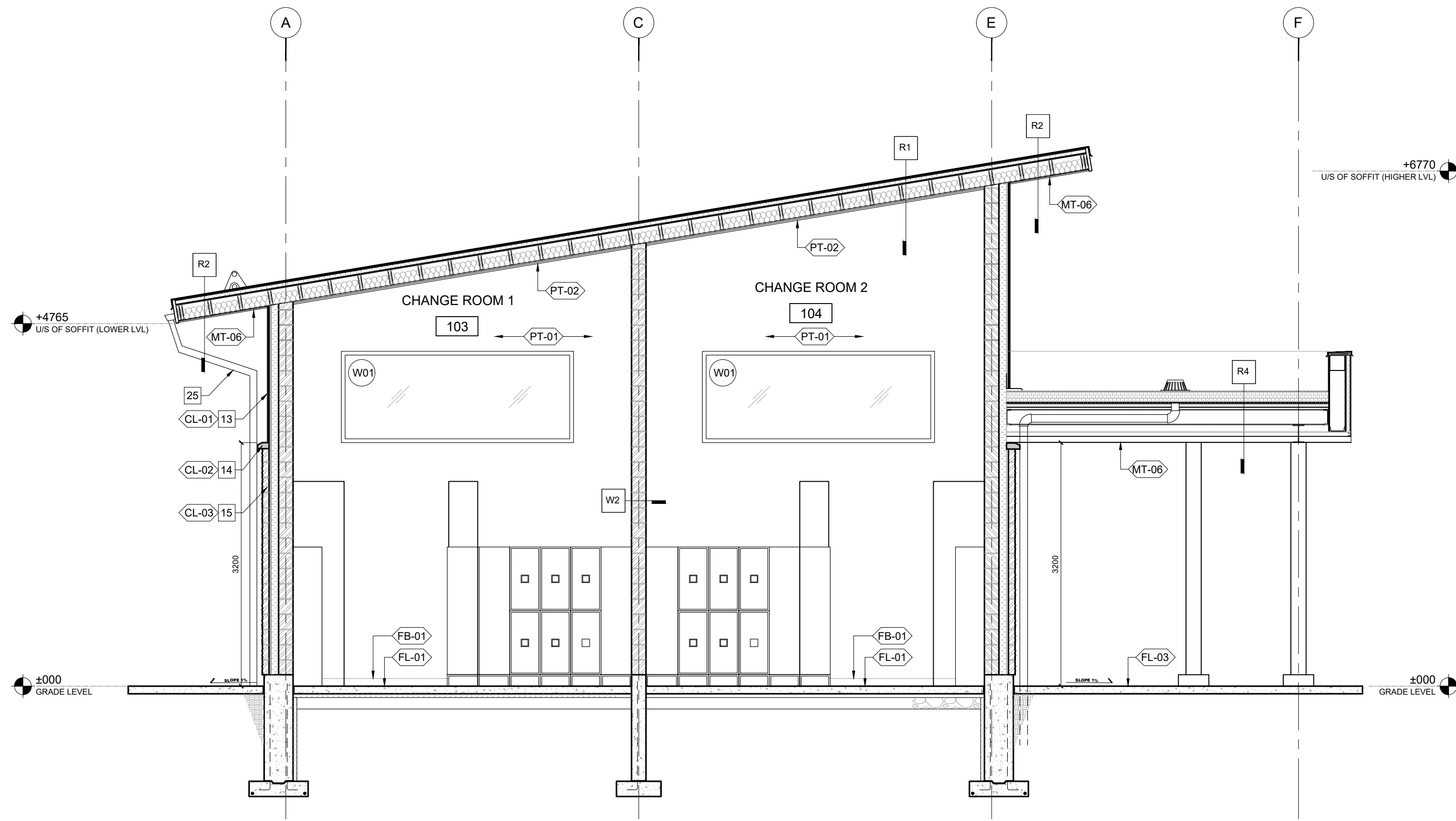
drawing number  
A4.01  
client  
CITY OF BRANTFORD

project title  
SOUTHWEST  
COMMUNITY PARK,  
FACILITY BUILDINGS  
346 SHELLARD LN, BRANTFORD, ON  
project number  
2023-047

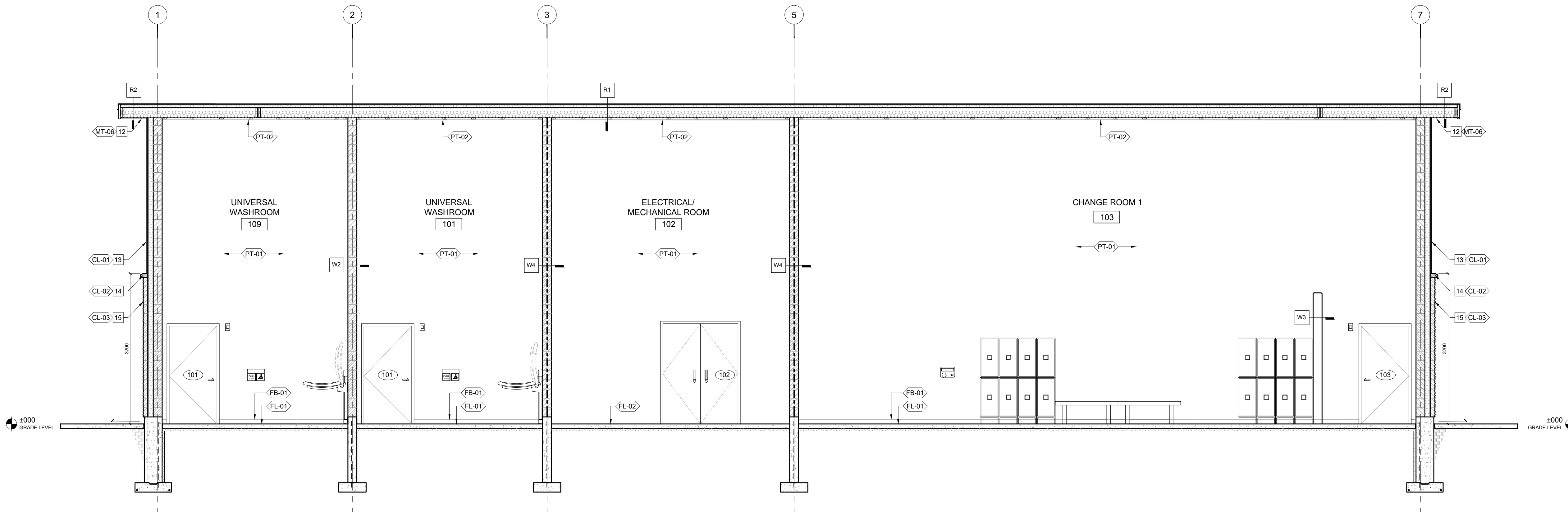


EXTERIOR ELEVATIONS/BUILDING SECTIONS NOTES

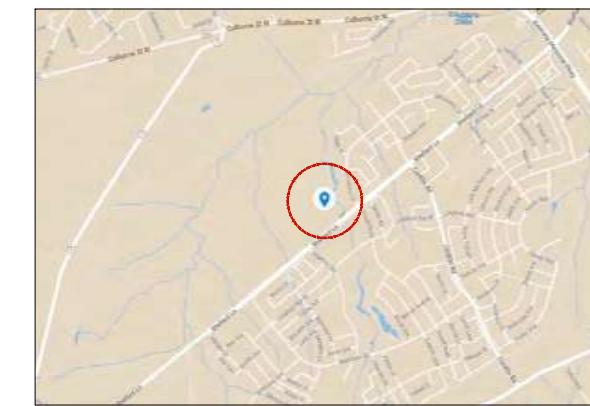
- 1 STANDING SEAM METAL ROOF. REFER TO FINISHING SCHEDULE & SPECS FOR DETAILS.
- 2 PRE-FINISHED ALUMINUM FASCIA. REFER TO FINISHING SCHEDULE FOR DETAILS.
- 3 STAINLESS STEEL LETTER SIGN, FONT IS ARIAL BLACK, LETTERS ARE 50 THICK AND 450 HIGH. REFER TO FINISHING SCHEDULE FOR DETAILS.
- 4 STAINLESS STEEL LETTER SIGN, FONT IS ARIAL BLACK, LETTERS ARE 50 THICK AND 350 HIGH. REFER TO FINISHING SCHEDULE FOR DETAILS.
- 5 STAINLESS STEEL LETTER SIGN, FONT IS ARIAL BLACK, LETTERS ARE 50 THICK AND 250 HIGH. REFER TO FINISHING SCHEDULE FOR DETAILS.
- 6 SECONDARY EMERGENCY ROOF SCUPPER TO C.R.C.A. STANDARDS.
- 7 CONCRETE MASONRY UNITS WITH ANTI-GRAFFITI COATING. REFER TO FINISHING SCHEDULE FOR DETAILS.
- 8 150 HIGH CONCRETE CURB. REFER TO STRUCTURE DRAWINGS & SPECS FOR DETAILS.
- 9 PAINTED METAL DOOR. REFER TO DOOR & FINISH SCHEDULE FOR DETAILS.
- 10 152 X 152 METAL POST. REFER TO STRUCTURAL DRAWINGS FOR DETAILS.
- 11 400 X 400 X 100 HIGH CONCRETE COLUMN BASE. REFER TO STRUCTURAL DRAWINGS FOR DETAILS.
- 12 PRE-FINISHED METAL SOFFIT PANELS. REFER TO FINISHING SCHEDULE & SPECS FOR DETAILS.
- 13 PRE-FINISHED METAL SIDING. REFER TO FINISH SCHEDULE & SPECS FOR DETAILS.
- 14 MANUFACTURED STONE SILL. REFER TO FINISH SCHEDULE & SPECS FOR DETAILS.
- 15 MANUFACTURED STONE/ BRICK CLADDING. REFER TO FINISH SCHEDULE & SPECS FOR DETAILS.
- 16 SNOW/ ICE GUARD. REFER TO SPECS FOR DETAILS.
- 17 OUTDOOR WALL LUMINAIRE. REFER TO RCP & ELECTRICAL DRAWINGS FOR DETAILS.
- 18 WATER FOUNTAIN/BOTTLE FILLER. REFER TO PLUMBING DRAWINGS FOR DETAILS.
- 19 EXTERIOR VANDAL PROOF HOSE BIB. REFER TO PLUMBING DRAWINGS & SPECS FOR DETAILS.
- 20 EXTERIOR ELECTRICAL OUTLET. REFER TO ELECTRICAL DRAWINGS FOR DETAILS.
- 21 ROLL-UP WINDOW. REFER TO DOOR SCHEDULES AND FINISHING SCHEDULE FOR DETAILS.
- 22 ROLL-UP DOOR. REFER TO DOOR SCHEDULES AND FINISHING SCHEDULE FOR DETAILS.
- 23 POWER PUSH BUTTON FOR AUTOMATIC DOORS. REFER TO SPECS FOR DETAILS.
- 24 WALL MOUNTED EXHAUST FAN/ LOUVER. REFER TO MECHANICAL DRAWINGS FOR DETAILS.
- 25 ROOF DRAINAGE SYSTEM. REFER TO SPECS FOR DETAILS.



**01 building section 1**  
SCALE | 1:50



**02 building section 2**  
SCALE | 1:50



KEY MAP  
N.T.S



no.	revision	date	by
R8	Issued for Construction	Aug 27/24	RN
R7	Issued for Advertisement #5	Aug 01/24	RN
R7	Revised for Permit	Jul 24/24	RN
R6	Revised for SPA	May 03/24	RN
R5	Issued for Tender	Jan 19/24	RN
R4	Issued for Permit	Dec 20/23	RN
R3	100% Tender Set for Review	Dec 15/23	RN
R2	Revised for SPA	Oct 31/23	RN
R1	100% Tender Set for Review	Oct 17/23	RN
R0	Issued for SPA	Sep 26/23	RN

THESE DRAWINGS ARE THE PROPERTY OF LANDSCAPE PLANNING LIMITED AND SHALL NOT BE ALTERED, MODIFIED, REPRODUCED OR CHANGED WITHOUT THE WRITTEN CONSENT OF LANDSCAPE PLANNING LIMITED. SEAL IS NOT VALID WITHOUT SIGNATURE OF THE LANDSCAPE ARCHITECT. DRAWINGS CANNOT BE USED FOR TENDER/CONSTRUCTION UNTIL SIGNED BY LANDSCAPE ARCHITECT.

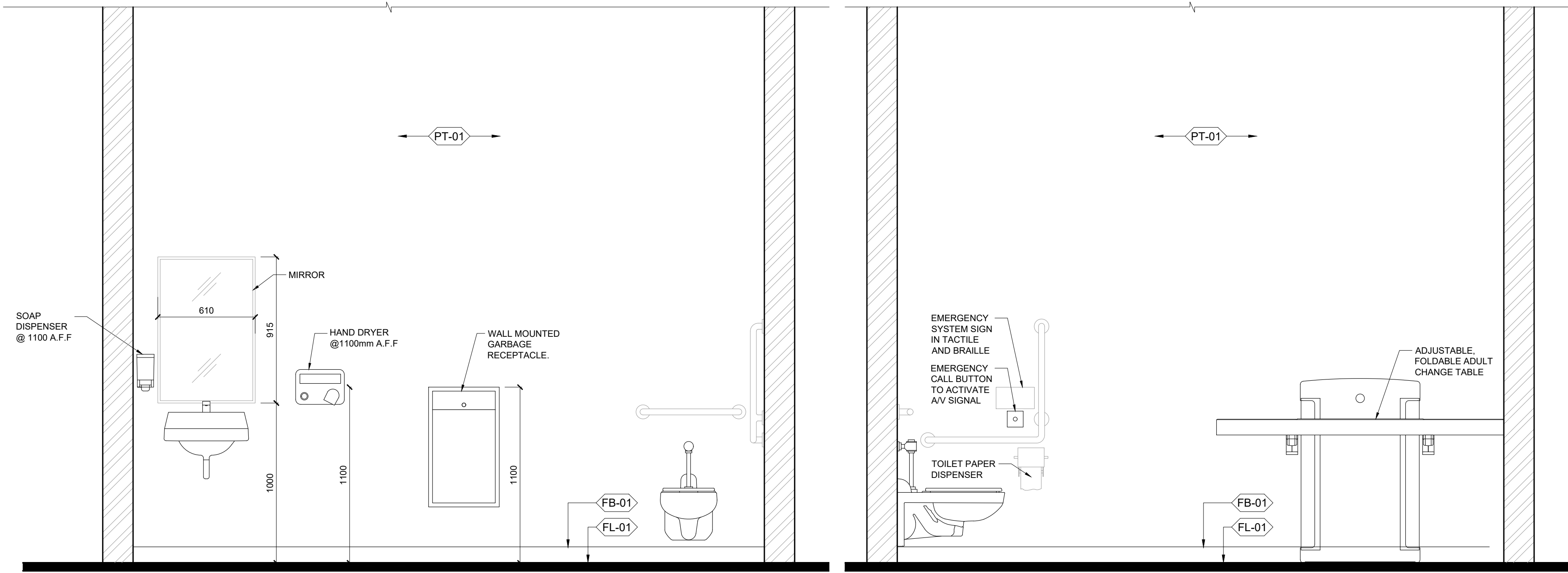
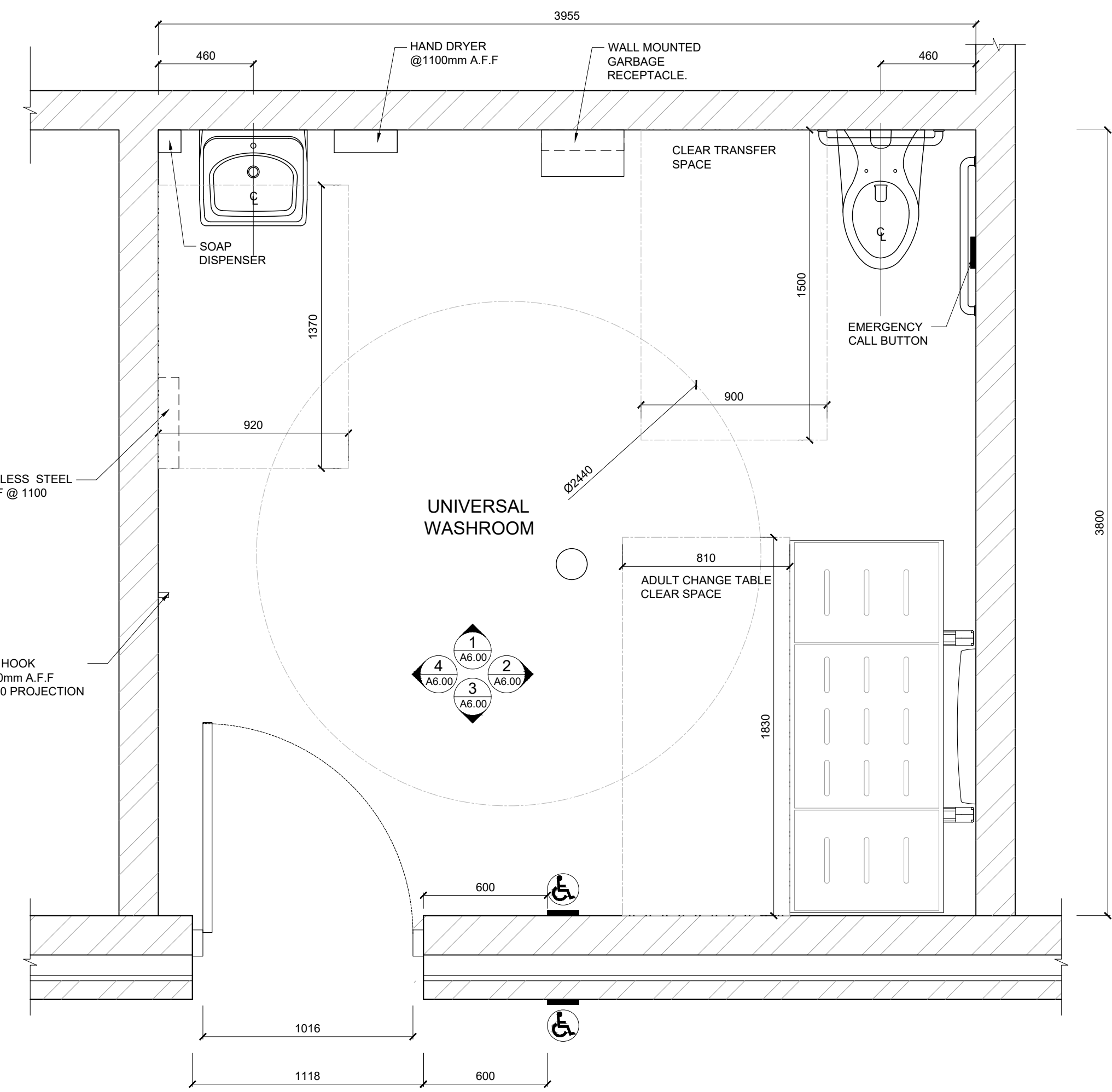
reviewed by	drawn by
RN	RN
date	SEP 2022
scale	AS SHOWN

drawing title  
**CRICKET FIELD HOUSE  
BUILDING SECTIONS**

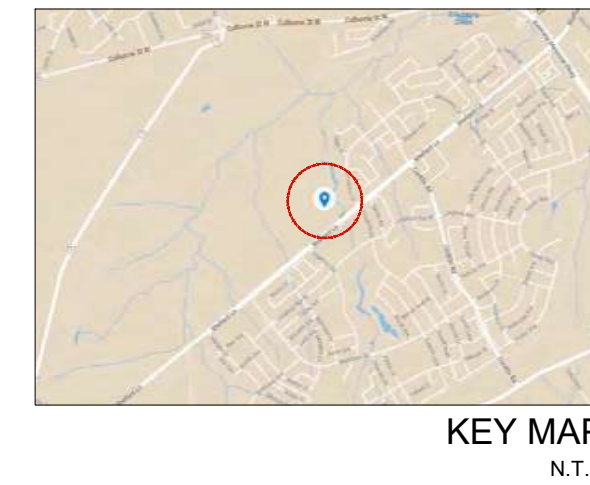
drawing number  
**A5.00**  
client  
**CITY OF BRANTFORD**

project title  
**SOUTHWEST  
COMMUNITY PARK,  
FACILITY BUILDINGS**  
346 SHELLARD LN, BRANTFORD, ON  
project number  
**2023-047**





02 universal washroom interior elevations.  
SCALE | 1:20

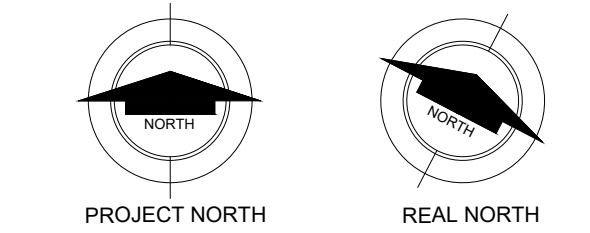


**PYLONS**  
architecture inc.  
Architecture • Interior Design • Project Management  
T 289-437-1375 E info@pylons.ca W www.pylons.ca  
A 20 Rivermeade Road, Unit# 101, Concord, Ontario, Canada

no.	revision	date	by
R8	Issued for Construction	Aug 27/24	RN
R7	Issued for Advertisement #5	Aug 01/24	RN
R7	Revised for Permit	Jul 24/24	RN
R6	Revised for SPA	May 03/24	RN
R5	Issued for Tender	Jan 19/24	RN
R4	Issued for Permit	Dec 20/23	RN
R3	100% Tender Set for Review	Dec 15/23	RN
R2	Revised for SPA	Oct 31/23	RN
R1	100% Tender Set for Review	Oct 17/23	RN
R0	Issued for SPA	Sep 25/23	RN

THESE DRAWINGS ARE THE PROPERTY OF LANDSCAPE PLANNING LIMITED AND SHALL NOT BE ALTERED, MODIFIED, REPRODUCED OR CHANGED WITHOUT THE WRITTEN CONSENT OF LANDSCAPE PLANNING LIMITED. SEAL IS NOT VALID WITHOUT SIGNATURE OF THE LANDSCAPE ARCHITECT. DRAWINGS CANNOT BE USED FOR TENDER/CONSTRUCTION UNTIL SIGNED BY LANDSCAPE ARCHITECT.

reviewed by RN  
date SEP 2022  
scale AS SHOWN

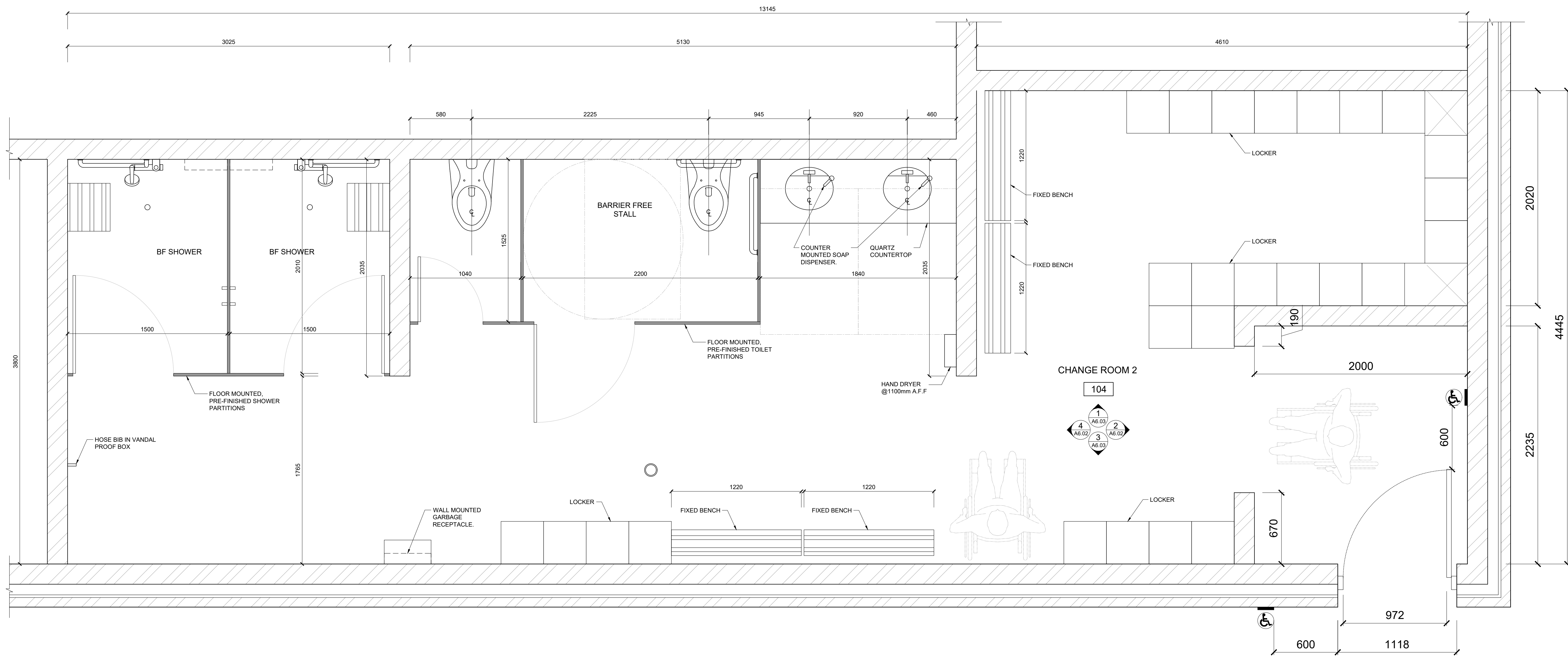


drawing title  
**CRICKET FIELD HOUSE  
UNIVERSAL WASHROOM  
DETAILS**

drawing number  
**A6.00**  
client  
**CITY OF BRANTFORD**

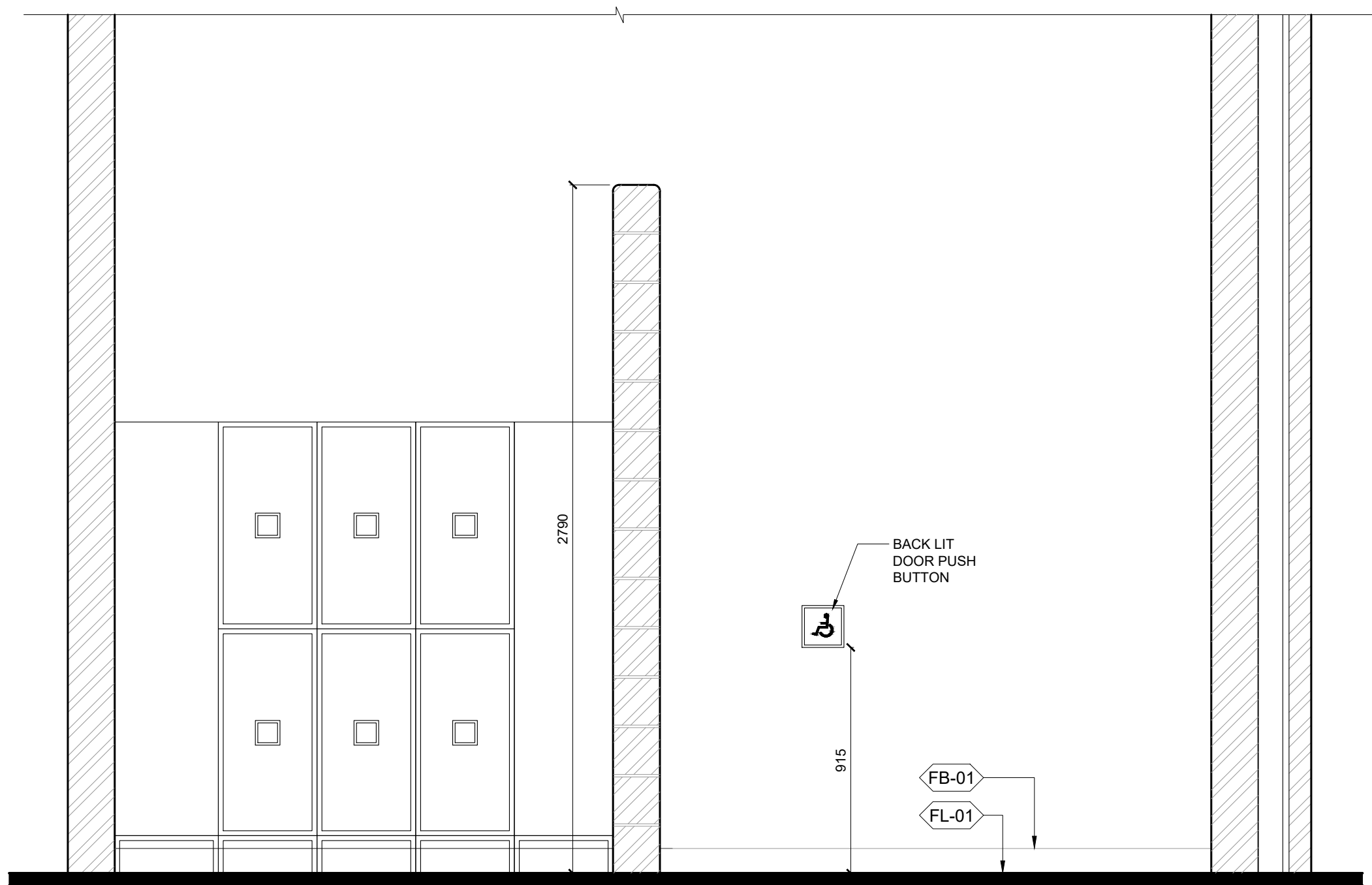
project title  
**SOUTHWEST  
COMMUNITY PARK,  
FACILITY BUILDINGS  
346 SHELLARD LN, BRANTFORD, ON**  
project number  
**2023-047**



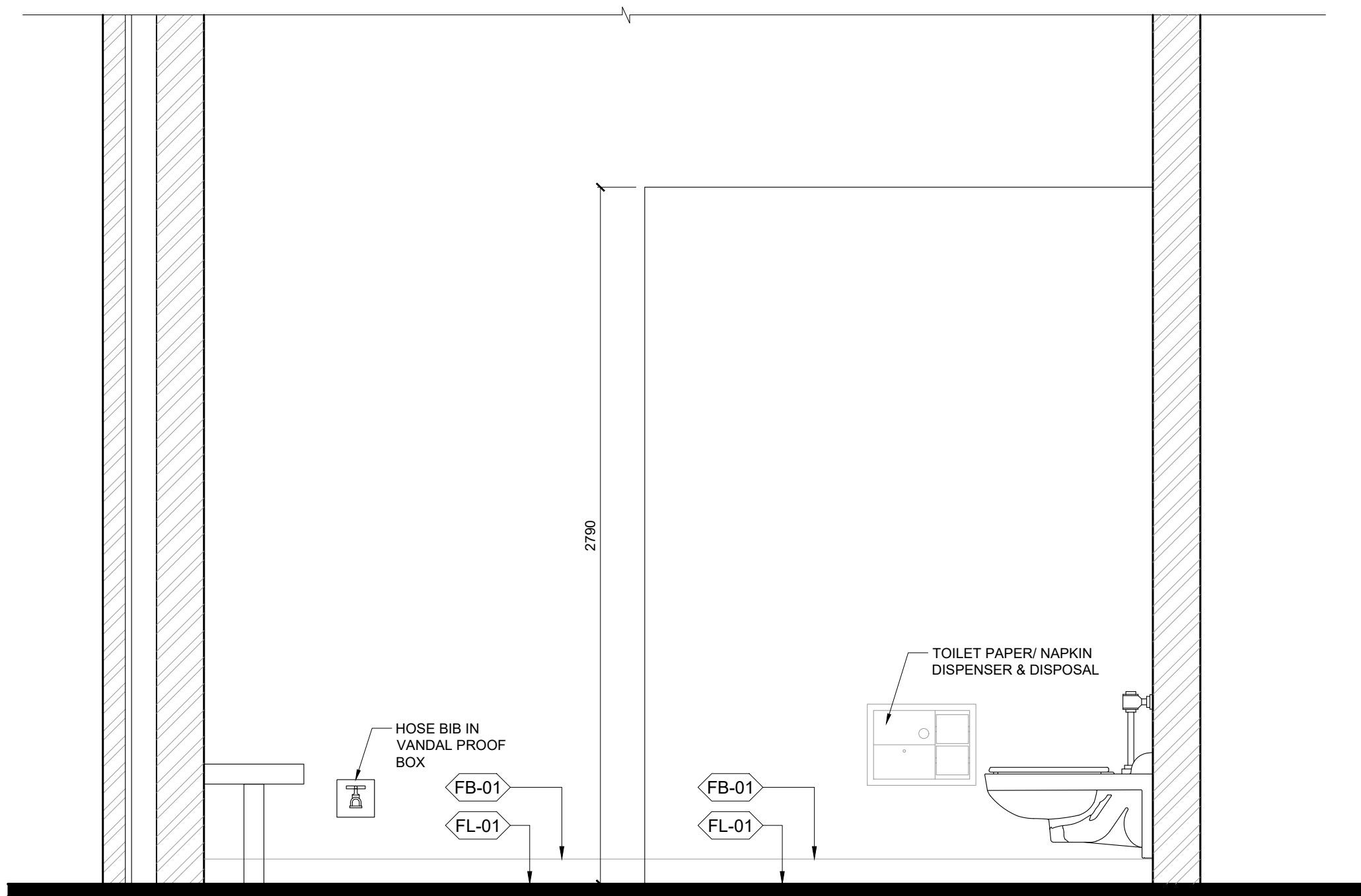


**01 change room 2 detailed plan**

SCALE | 1:20



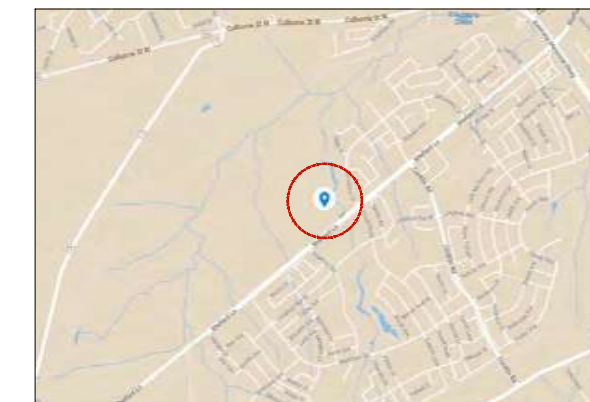
ELEVATION 2



ELEVATION 4

**02 change room 2 interior elevations**

SCALE | 1:20



KEY MAP  
N.T.S



Architecture • Interior Design • Project Management  
T 226-437-1375 E info@pylons.ca W www.pylons.ca  
A 120 Rivermeade Road, Unit# 101, Concord, Ontario, Canada

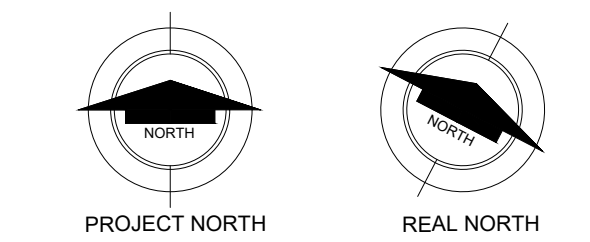
no.	revision	date	by
R8	Issued for Construction	Aug 27/24	RN
R7	Issued for Advertisement #5	Aug 01/24	RN
R7	Revised for Permit	Jul 24/24	RN
R6	Revised for SPA	May 03/24	RN
R5	Issued for Tender	Jan 19/24	RN
R4	Issued for Permit	Dec 20/23	RN
R3	R0's Tender Set for Review	Dec 15/23	RN
R2	Revised for SPA	Oct 31/23	RN
R1	R0's Tender Set for Review	Oct 17/23	RN
R0	Issued for SPA	Sep 26/23	RN

THESE DRAWINGS ARE THE PROPERTY OF LANDSCAPE PLANNING LIMITED AND SHALL NOT BE ALTERED, MODIFIED, REPRODUCED, REVISED OR CHANGED WITHOUT THE WRITTEN CONSENT OF LANDSCAPE PLANNING LIMITED. SEAL IS NOT VALID WITHOUT SIGNATURE OF THE LANDSCAPE ARCHITECT. DRAWINGS CANNOT BE USED FOR TENDER/CONSTRUCTION UNTIL SIGNED BY LANDSCAPE ARCHITECT.

reviewed by RN drawn by RN

date SEP 2022

scale AS SHOWN



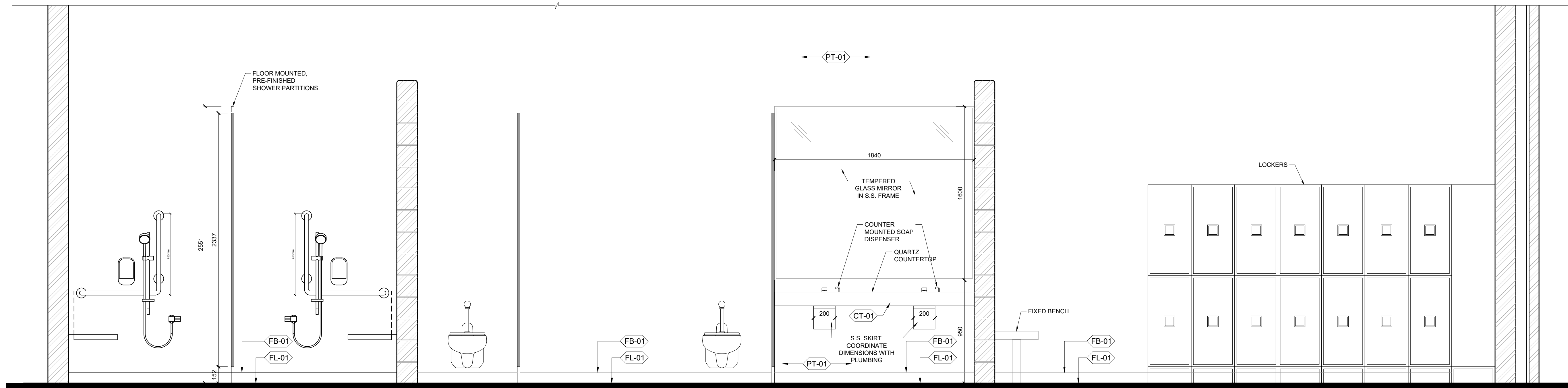
drawing title  
CRICKET FIELD HOUSE  
CHANGE ROOM 2  
DETAILS 1

drawing number  
A6.02  
client  
CITY OF BRANTFORD

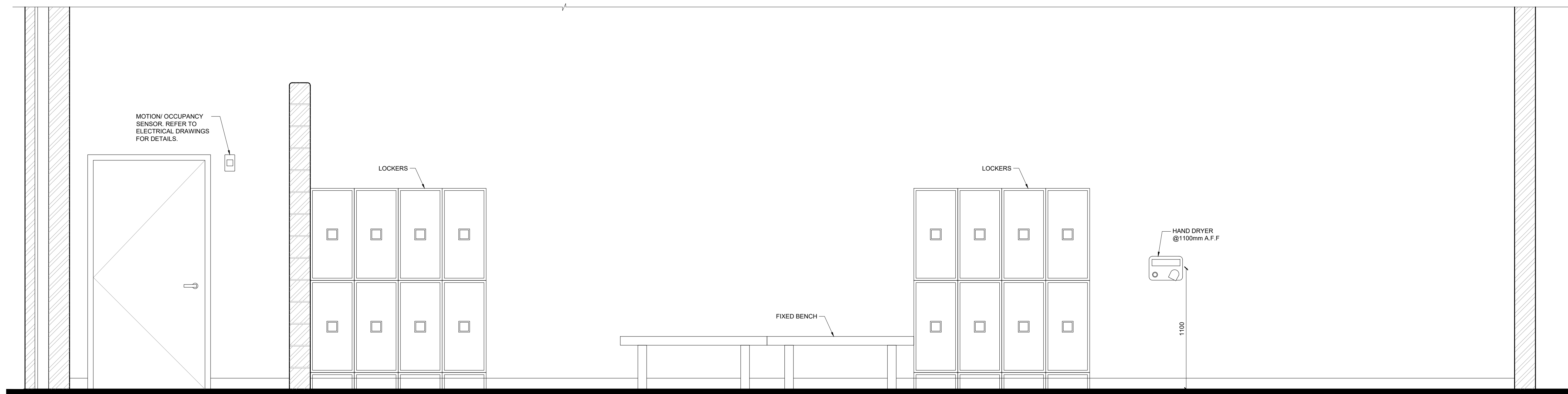
project title  
SOUTHWEST  
COMMUNITY PARK,  
FACILITY BUILDINGS  
346 SHELLARD LN, BRANTFORD, ON  
project number  
2023-047





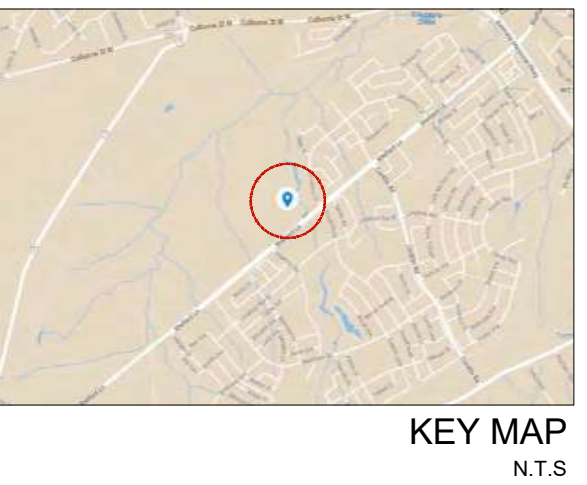


ELEVATION 1



ELEVATION 3

**02 change room 2 interior elevations**  
SCALE: 1:20



**PYLONS**  
architecture inc.  
Architecture • Interior Design • Project Management  
T 1-888-437-1375 E info@pylons.ca W www.pylons.ca  
A 120 Rivermeade Road, Unit# 101, Concord, Ontario, Canada

R8	Issued for Construction	Aug 27/24	RN
R7	Issued for Advertisement #5	Aug 01/24	RN
R7	Revised for Permit	Jul 24/24	RN
R6	Revised for SPA	May 03/24	RN
R5	Issued for Tender	Jan 19/24	RN
R4	Issued for Permit	Dec 20/23	RN
R3	R0's Tender Set for Review	Dec 15/23	RN
R2	Revised for SPA	Oct 31/23	RN
R1	R0's Tender Set for Review	Oct 17/23	RN
R0	Issued for SPA	Sep 26/23	RN
no.	revision	date	by

THESE DRAWINGS ARE THE PROPERTY OF LANDSCAPE PLANNING LIMITED AND SHALL NOT BE ALTERED, MODIFIED, REVISED OR CHANGED WITHOUT THE WRITTEN CONSENT OF LANDSCAPE PLANNING LIMITED. SEAL IS NOT VALID WITHOUT SIGNATURE OF THE LANDSCAPE ARCHITECT. DRAWINGS CANNOT BE USED FOR TENDER/CONSTRUCTION UNTIL SIGNED BY LANDSCAPE ARCHITECT.

reviewed by	drawn by
RN	RN
date	SEP 2022
scale	AS SHOWN

drawing title  
**CRICKET FIELD HOUSE  
CHANGE ROOM 2  
DETAILS 2**

drawing number  
**A6.03**  
client  
**CITY OF BRANTFORD**

project title  
**SOUTHWEST  
COMMUNITY PARK,  
FACILITY BUILDINGS  
346 SHELLARD LN, BRANTFORD, ON**  
project number  
**2023-047**